

# Custom Machines & Engineered Systems

**MA** MIDWEST  
AUTOMATION

**MS** MIDWEST  
SANDRIGHT

**ORMA**  
ORMA·MIDWEST

**GRECO**  
MANUFACTURING

midwest  
GROUP ONE


*Innovative Products for Innovative People*

# FT 2000 Flush Trim System

*Midwest Automation's FT 2000 Flush Trim System is an example of a custom designed machine system for manufacturers who wish to trim veneered and/or laminated panels where optimizing the core is essential.*

*The system includes high frequency trimming units that guide off the edge of the panel, allowing for a full sheet dimension. The trimmers can also provide a slight bevel to the edge of the panel. The system consists of an infeed powered roller conveyor with side-shift belts, one (1) flush trim machine to trim the edges of the panel, a powered outfeed conveyor with side shift belts into a second flush trim machine that trims the leading and trailing edges of the panel.*

*The entire system is controlled through a HMI/PLC which includes automatic width, length, and thickness adjustment.*



SOL. 11

41.00



SOL. 6

P

P


LS6 & 7

**MA** MIDWEST  
AUTOMATION

# PFL Parquet Cold Press System

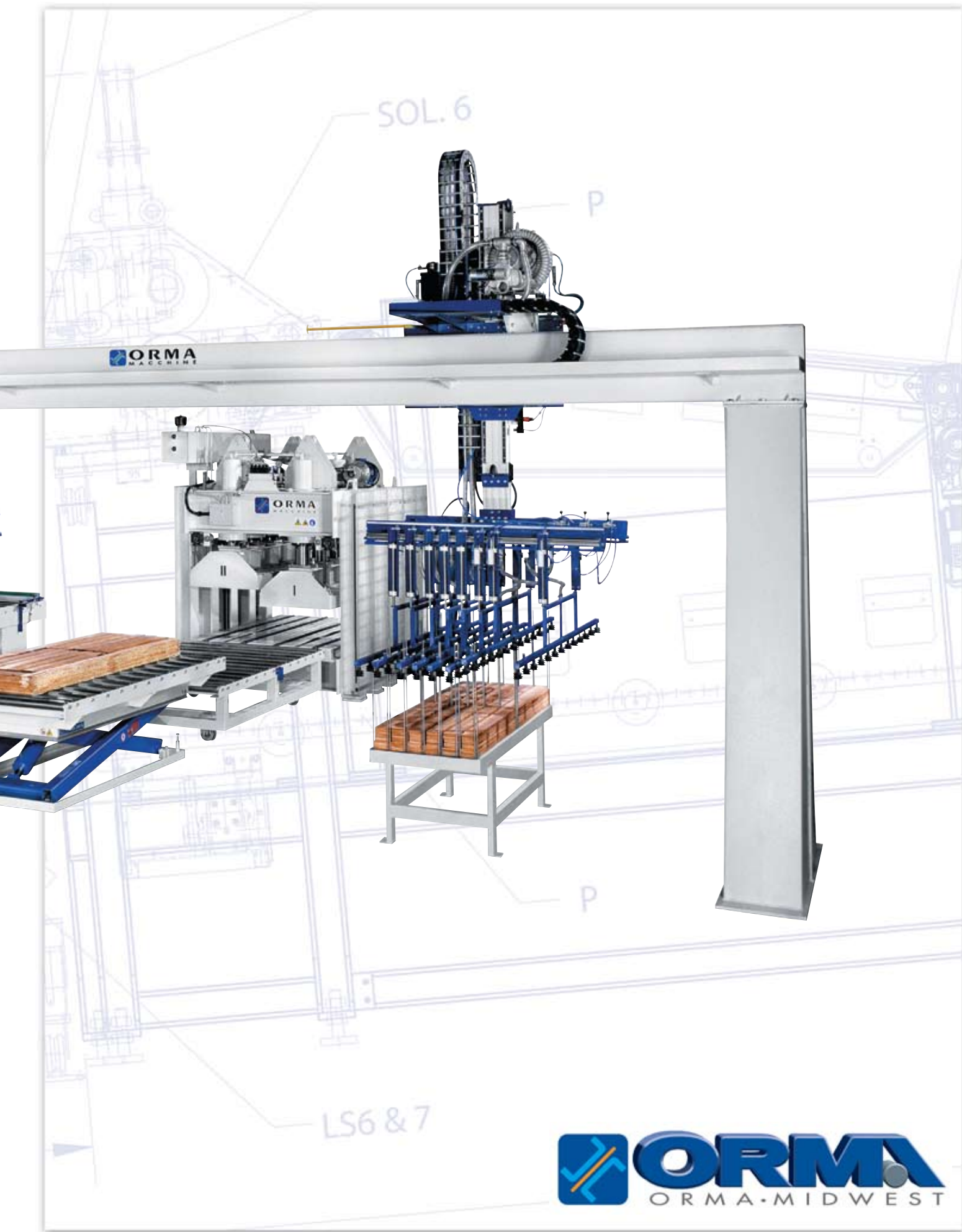
*ORMA•Midwest's PFL Automatic Cold Press Line is designed for the production of pre-finished two or three-ply wood flooring.*

*The system includes an automatic vacuum feeder from a hydraulic scissors lift, a 4-roller glue spreader, automatic layup station with clamping and vacuum pick-and-place, hydraulic scissors lift and transfer cart with powered rollers and a hydraulic cold press with segmented platens.*



SOL. 11

41.00



SOL. 6

P

ORMA  
MACCHINE

ORMA  
MACCHINE

P

LS6 & 7

 **ORMA**  
ORMA·MIDWEST

# PS 1050 Horizontal Panel Saw

*Greco's PS 1050 Horizontal Panel Saw is designed for sizing large composite panels as typically found in the SIP and RV industries. The system includes one fixed and one movable longitudinal trimming units, and one movable cross-cut saw. All trimming units include 11-1/2 HP high frequency spindle motors and are guided on precision ball bearings and linear rails.*

*The system is CNC controlled and programmable with color monitor. The machine is designed in 10' wide X 8' long modules up to a maximum length of 50 feet.*






**GRECO**  
MANUFACTURING

# Explorer Top & Bottom Sanding System

*Midwest Sandright's Explorer is an example of a custom wide belt sanding system for dimensioning the top and bottom surfaces of composite panels.*


*The system includes a pneumatic panel feeder with hydraulic scissors lift, top and bottom wide belt sanders with a power transfer belt conveyor, and a special outfeed conveying system that places the finished panel on an inline CNC router.*



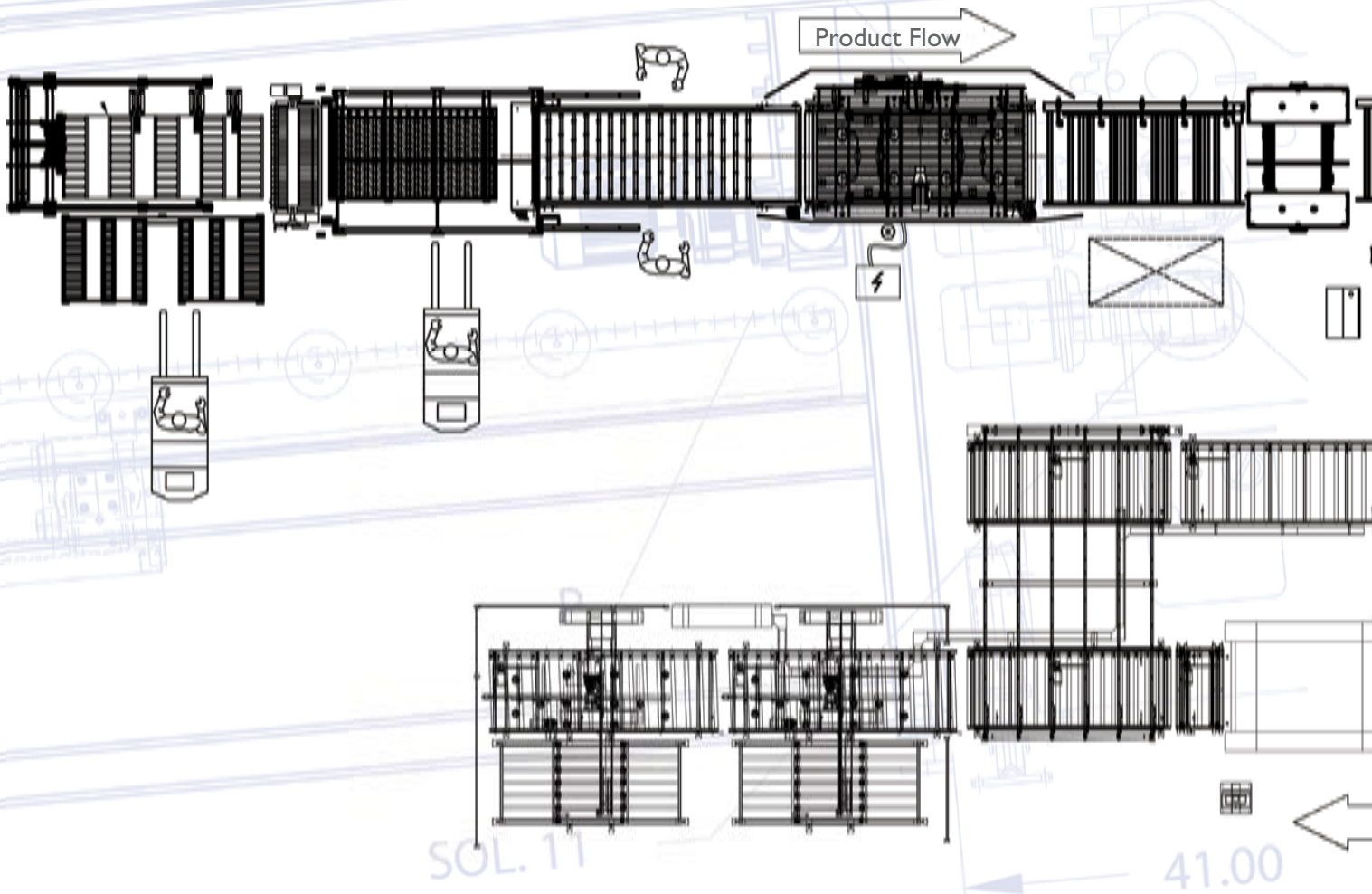


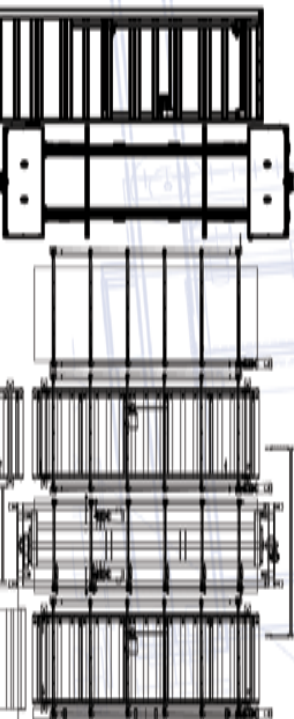
**MS** MIDWEST  
SANDRIGHT

# Complete Water Base Laminating System with ORMA LCC Short Cycle Press




Engineering Floor Plan Drawing





### Typical Applications



**Midwest Group One**

**2645 26th Avenue South**

**Minneapolis, MN 55406 USA**

**612.721.5347 voice**

**612.721.1736 fax**

**[midwestgroupone.com](http://midwestgroupone.com)**